

## 316 L stainless steel undrilled enclosures and control panels, depth 200 mm increased safety



0970 74



0970 23



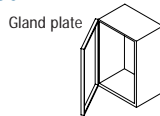
0970 33

### Enclosure depth 200 mm

- Supplied with mounting brackets and feedthrough earth (M8 316 L stainless steel)
- Supplied without back plate, rail, chassis or padlock
- Ready for drilling, mounting and wiring in a workshop or on site with strict adherence to the mounting instructions and technical specifications (number of terminals, power dissipation, number of cable glands, etc.)

### Enclosures without gland plates

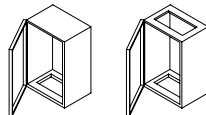
- Drilling on request: please consult us



External dimensions Height/Width/Depth (mm)	Weight (Kg)	Volume (dm <sup>3</sup> )	Cat. No.	Pack
220 x 260 x 150	5.00	8.60	<b>0970 03</b>	1
220 x 370 x 200	8.50	16.28	<b>0970 10</b>	1
260 x 370 x 200	9.00	19.24	0970 25	1
370 x 260 x 200	9.00	19.24	<b>0970 20</b>	1
370 x 370 x 200	13.00	27.38	<b>0970 30</b>	1
370 x 560 x 200	19.00	41.44	0970 45	1
370 x 750 x 200	24.00	55.50	0970 55	1
560 x 370 x 200	19.00	41.44	<b>0970 40</b>	1
560 x 560 x 200	28.00	62.72	0970 60	1
560 x 750 x 200	33.00	84.00	0970 75	1
750 x 370 x 200	24.00	55.50	0970 50	1
750 x 560 x 200	33.00	84.00	0970 70	1

### Enclosures with one or two gland plates

- 1 plate : bottom
- 2 plates : top and bottom

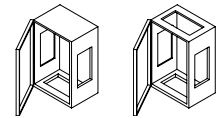


External dimensions Height/Width/Depth (mm)	Weight (Kg)	Volume (dm <sup>3</sup> )	Cat. No.	Cat. No.	Pack
220 x 260 x 150	5.00	8.60	0970 06	0970 04	1
220 x 370 x 200	7.40	16.28	<b>0970 11</b>	<b>0970 12</b>	1
260 x 370 x 200	8.04	19.24	0970 26	0970 27	1
370 x 260 x 200	7.60	19.24	<b>0970 21</b>	0970 22	1
370 x 370 x 200	11.52	27.38	<b>0970 31</b>	0970 32	1
370 x 560 x 200	17.72	41.44	0970 46	0970 47	1
370 x 750 x 200	22.40	55.50	0970 56	0970 57	1
560 x 370 x 200	16.64	41.44	<b>0970 41</b>	0970 42	1
560 x 560 x 200	25.80	62.72	<b>0970 61</b>	0970 62	1
560 x 750 x 200	30.80	84.00	0970 76	0970 77	1
750 x 370 x 200	22.52	55.50	<b>0970 51</b>	0970 52	1
750 x 560 x 200	30.04	84.00	<b>0970 71</b>	0970 72	1

Part number in bold : fast moving references

### Enclosures with 3 or 4 gland plates

- 3 plates: bottom and sides
- 4 plates : all faces



External dimensions Height/Width/Depth (mm)	Weight (Kg)	Volume (dm <sup>3</sup> )	Cat. No.	Cat. No.	Pack
220 x 260 x 150	5.00	8.60	0970 07	0970 05	1
220 x 370 x 200	8.50	16.28	0970 13	0970 14	1
260 x 370 x 200	9.48	19.24	0970 28	0970 29	1
370 x 260 x 200	8.60	19.24	<b>0970 23</b>	<b>0970 24</b>	1
370 x 370 x 200	12.92	27.38	<b>0970 33</b>	0970 34	1
370 x 560 x 200	19.92	41.44	0970 48	0970 49	1
370 x 750 x 200	25.20	55.50	0970 58	0970 59	1
560 x 370 x 200	17.92	41.44	<b>0970 43</b>	<b>0970 44</b>	1
560 x 560 x 200	28.00	62.72	<b>0970 63</b>	0970 64	1
560 x 750 x 200	33.76	84.00	0970 78	0970 79	1
750 x 370 x 200	23.96	55.50	0970 53	0970 54	1
750 x 560 x 200	32.25	84.00	<b>0970 73</b>	0970 74	1

### Accessories

#### Locking bracket

	Weight	Volume	Cat. No.	Pack
• Locks door in open position during wiring	0.3	0.9	0972 65	1

#### Accessories and catalogue numbers selection table

(see pages 164-165)

Technical criteria for selecting 316 L stations depending on their use (see pages 154 to 162)

Dimensions (see pages 155-156)

Mounting accessories (see pages 164-165)

Components for mounting on ATX Marina and stainless steel enclosure doors (see pages 189 to 193)

Enclosures available on request (please consult us)

- 304 L stainless steel
- Metal enclosure
- Painted
- Spare parts (see page 290)

Cable gland for armoured cable (see pages 252-262)

