


increased safety



Plug 0977 37



Mobile socket 0977 47

Plugs

- One cable entry via integrated PG 21 cable gland (Ø8 mm min., Ø18.5 mm max. for 2 P + E and 3 P + E)
- One cable entry via integrated PG 29 cable gland (Ø18 mm min., Ø25 mm max. for 3 P + N + E)
- Polyamide body with safety feature for use of ATX mobile sockets and plugs only
- Connection via 6 mm² terminals

32 A plugs

	Weight (Kg)	Volume (dm ³)	Cat. No.	Pack
200 to 250 V ~				
2 P + E	0.5	4.0	0977 33	1
3 P + E	0.5	4.0	0977 34	1
3 P + N + E	0.5	4.0	0977 35	1
380 to 415 V ~				
3 P + E	0.4	4.0	0977 37	1
3 P + N + E	0.5	4.0	0977 38	1
480 to 500 V ~				
3 P + E	0.4	4.0	0977 51	1

Mobile sockets

- One cable entry via integrated PG21 cable gland (Ø 8 mm min, Ø 18.5 mm max. for 3 P + E)
- One cable entry via integrated PG 29 cable gland (Ø 18 mm min, Ø 25 mm max. for 3 P + N + E)
- Polyamide body with safety device to accept of the above plugs only
- Connection via 6 mm² terminals

32 A mobile sockets

	Weight (Kg)	Volume (dm ³)	Cat. No.	Pack
200 to 250 V ~				
2 P + E	0.8	3.2	0977 43	1
3 P + E	0.8	3.2	0977 44	1
3 P + N + E	1.0	4.0	0977 45	1
380 to 415 V ~				
3 P + E	0.8	3.2	0977 47	1
3 P + N + E	1.0	4.0	0977 49	1
480 to 500 V ~				
3 P + E	1.0	4.0	0977 61	1

For special options, please consult us

- Other voltages
- Spare parts (see page 290)

Part number in bold : fast moving references

Zone 1 & 2 - 21 & 22	ATEX	IEC	EC	II 2 G/D
Ex ed IIC	T6 or T5	T = 80°C	IP66	ISC = 20 KA IK 10

TECHNICAL DATA

Zones :

1 and 2, and 21 - 22

Classification :

- According to CENELEC
- Conforming to ATEX 94/9 EC Directive and standards EN 50014-18-19
- EC 0081 II 2 G for gas Ex ed IIC
T6 for Ta + 40°C T5 for + 40°C < Ta + 55°C
- EC 0081 II 2 D T = + 80°C for dust
- According to IEC
- Conforming to standards IEC 60079-0/1/7 Ex ed IIC
T6 for Ta + 40°C T5 for + 40°C < Ta + 55°C
- DIPA 21 TA = + 80°C for dust

Approvals:

- Approved type PCX : - CENELEC LCIE 02 ATEX 6068
- IEC LCIE Ex 02.007
- declaration of conformity 50228
- Conforming to standards EN 60309.1 and EN 60309.2
Resistance to potential short-circuit currents ISC = 20 KA
- Conforming to standards EN 50281-1-1 and IEC 61241-1-1
"combustible dust"

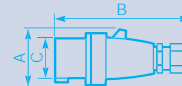
Protection index :

- IP66 according to EN 60529 and IEC 60529 (with or without plug connected)
- Mechanical resistance IK10 according to EN 50102

Operating temperature : - 40°C to + 55°C

Dimensions (mm) :

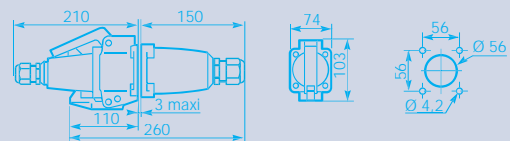
Plugs



	A	B	C
2 P + E	80	170	67
3 P + E	80	170	67
3 P + N + E	80	195	74

Mobile sockets

Can be mounted on panel 3 mm thick max.

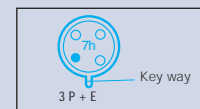


Breaking capacity

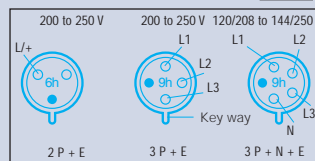
AC1 : 32 A - 500 V

AC22 : 11 kW - 220 V
12 kW - 240 V
19 kW - 380 V
20.7 kW - 415 V

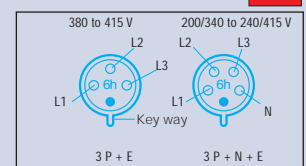
500 V - 50 - 60 Hz Black



200 à 250V - 50 - 60 Hz Blue



380 à 415V - 50 - 60 Hz Red



Product features/customer benefits

- Integral automatic switch : **simple operation**
- Non-sticking silver contacts : **durability**
- Double flameproof chamber : **safe operation**