

increased safety



Plug 0973 60

Socket 0973 79
with plug 0973 60

20 - 25 V~ wall mounting sockets and plugs

- Polycarbonate socket (high impact resistance) and polyamide cover
- Total disconnection of power by patented double acting safety device which ensures the following when the plug is removed :
 - Automatic and simultaneous disconnection of each phase in one flameproof chamber
 - Disconnection of the pins, with the power off, in a second flameproof chamber
- Can be padlocked in 3 positions (1 Ø 5 mm, length 45 mm):
 - plug inserted with power on, power off and socket closed with plug removed
- Sockets incorporate safety feature designed to accept only ATX plugs for explosive atmospheres (preventing connection of any other plug such as industrial ones)

20-25V ~ 50/60 Hz wall mounting sockets

- 3 x M20 threaded cable entries (1 upper, 2 lower)
- Supplied with: 1 x M20 cable gland Cat. No. 0956 05 (Ø 6.5 to Ø 14.5 mm) and 2 x M20 blanking plugs
- Connection via 2 x 4 mm² terminals. Can be through-wired
- Fitted with 3 linked earth terminals

20 - 25 V	Weight (Kg)	Volume (dm ³)	Cat. No.	Pack
2 P	0.6	3.8	0973 79	1
2 P + E	0.6	3.8	0973 68	1
3 P	0.6	3.8	0973 66	1

20 - 25V~ 50/60 Hz plugs

- 1 cable entry via integrated PG16 cable gland (Ø 6.5 mm min., Ø 14.5 max.)
- Connection via 2.5 mm² terminals

20- 25 V~	Weight	Volume	Cat. No.	Pack
2 P	0.2	0.6	0973 60	1
2 P + E	0.2	0.6	0973 88	1
3 P	0.2	0.6	0973 61	1

20 - 25V~ 50/60 Hz mobile sockets

- 1 cable entry via integrated PG16 cable gland (Ø 6.5 mm min., Ø 14.5 max.)
- Connection via 4 mm² terminals

20- 25 V~	Weight	Volume	Cat. No.	Pack
2 P	0.4	1.3	0973 65	1
2 P + E	0.4	1.3	0973 89	1
3 P	0.4	1.3	0973 82	1

Accessories

	Cat. No.	Pack
M20 earth stud	0957 48	1
M20 earth continuity adaptor	0957 43	1

Part number in bold : fast moving references

Zone 1 & 2 - 21 & 22	ATEX	IEC	EC	II 2 G/D
Ex ed IIC	T6 or T5	T = 80°C	IP66	ISC = 20 KA IK10

TECHNICAL DATA

Zones : 1 and 2, and 21 - 22

Classification :

- According to CENELEC :
 - Conforming to ATEX 94/9 EC Directive and standards EN 50014-18-19
 - EC 0081 II 2 G for gas EEx ed IIC
 - T6 for Ta + 40°C T5 for + 40°C < Ta + 55°C
 - EC 0081 II 2 D T = + 80°C for dust
- According to IEC :
 - Conforming to standards IEC 60079-0/1/7 Ex ed IIC
 - T6 for Ta + 40°C T5 for + 40°C < Ta + 55°C
 - DIPA 21 TA = + 80°C for dust

Approvals :

- Approved type PCX
- CENELEC LCIE 02 ATEX 6068
- IEC LCIE Ex 02.007
- **CE** declaration of conformity 50228
- Conforming to standards EN 60309.1 and EN 60309.2
- Resistance to potential short-circuit currents ISC = 20 KA
- Conforming to standards EN 50281-1-1 and IEC 61241-1-1 "combustible dust"

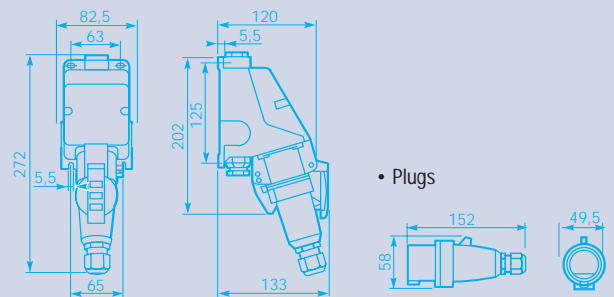
Protection index :

- IP66 according to EN 60529 and IEC 60529 (with or without plug connected)
- Mechanical resistance IK10 according to EN 50102

Operating temperature : - 40°C to + 55°C

Dimensions (mm) :

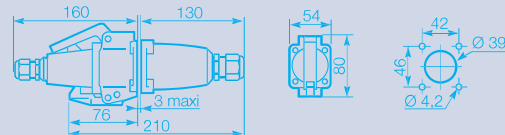
- Wall mounting sockets



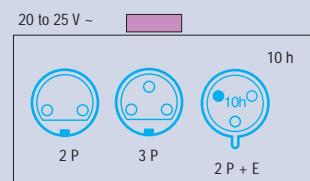
• Plugs

• Mobile sockets

Can be mounted on panel 3 mm thick max.



Pin configurations :



Product features/customer benefits

- Integral automatic switch : **simple operation**
- Non-sticking silver contacts : **durability**
- Double flameproof chamber : **safe operation**