

## 220/240 V bi-pin metal-glass fluorescent luminaires for non-armoured cable increased safety



0965 60 2 x 36 W metal-glass luminaire

### Fluorescent luminaires

- Ø 26 mm or 38 mm bi-pin tubes, standard G13 lampholders
- Can be flush-mounted or suspended
- Frequency: 50/60 Hz
- Power supply via high frequency ballast 220/240 V~ ± 10%, 198 to 264 V
- Instant start. Power factor ≥ 0.95
- Grey painted aluminium alloy body
- Toughened glass equipped with removable hinges for ease of maintenance
- Internal aluminium reflector
- External earth: M6 screw
- Internal components fixed on plate hinged to body for ease of maintenance
- Ballast fixed by screws, equipped with a fast connector
- Two clearance holes for M20 or PG13 cable gland
- Supplied with:
  - One M20 polyamide cable gland (sealed Ø: 6.5 to 14.5 mm)
  - One M20 blanking plug
  - Two M20 locknuts
  - One 5 x 4 mm<sup>2</sup> flexible or 4 x 6 mm<sup>2</sup> rigid maximum connection terminal block

For special options, please consult us:

- Other voltages: 110, 127 and 254 V - 10% + 6%
- Ø 38 or Ø 26 mm, 20/40 and 65 W mono-pin tube, Fa6 cap
- Tubes specially designed for low temperatures
- Flush-mounting frame

Spare parts (see page 290)

- Toughened glass with hinges





Increased safety cable gland

- Polyamide (see page 259)
- Metal (see page 258)
- For armoured cable (see page 252-262)

### Catalogue numbers

Tube (W) (not supplied)	Weight (Kg)	Volume (dm <sup>3</sup> )	Cat. No. 220/240 V	Pack
2 x 18	13,5	82,2	0965 59	1
2 x 36	23	109	0965 60	1
2 x 58	25	118	0965 61	1

### Accessories

		Cat. No.	Pack
Set of 2 brackets for suspending the unit		0948 98	1
316 stainless steel version		0948 90	1
Set of 2 brackets for flush-mounting the unit		0965 92	1
Set of 2 half clamps : fixing to		<b>0965 93</b>	1
Ø 49 mm (1" 1/2) or Ø 42 mm (1" 1/4) tube		0965 91	1
Fixing to Ø 60 mm (2") tube		0965 98	1
Set of 2 aluminium hinged brackets		0965 98	1
Set of 2 316 stainless steel hinged brackets		0965 74	1
for adjusting direction of luminaire when wall-mounted.			



Part number in bold : fast moving references