

# 110/127 V or 220/240 V bi-pin single phase loop in loop out connection and through wiring fluorescent luminaires for armoured cable increased safety



0963 09 Fluo 2 x 58 W



0963 08 Fluo 2 x 36 W



0963 07 Fluo 2 x 18 W






## 18, 36 and 58 W fluorescent luminaires

- Ø 26 mm bi-pin tubes, standard G 13 lampholders
- Designed for single phase mains supplies with a choice of possible installation methods: terminal position loop in loop out connection and through wiring
- Frequency: 50/60 Hz
- Power supply via high frequency ballast depending on version : 110/127 V ± 10% AC/DC or 220/240 V ~ ± 10%, 198 to 264 V
- Instant start. Power factor ≥ 0.95 2 channel ballast
- Pre-impregnated fibre glass reinforced polyester body
- Polycarbonate diffuser hinged to body
- Polycarbonate multi-parabolic hinged reflector
- High temperature internal wiring
- Elastomer gasket
- Anti-vibration lampholders with spring system
- Power supply to the unit cut off by positive safety switch which operates when diffuser is opened, for replacing tubes with mains power switched on
- If one tube fails, the other tube remains lit.
- Open and close using an Allen key or flat screwdriver (system automatically protects against over turning)
- IP 2X terminal strip cover for maintaining the ballast and lampholders without cutting off the mains power supply
- Ballast fixed by screws, equipped with a fast connector
- Three M20 threaded cable entries with earthing plates for armoured cable (cable gland not supplied)
- Supplied with:
  - Two M20 blanking plugs
  - One connection terminal block at each end  
4 x 4mm<sup>2</sup> flexible or 4 x 6mm<sup>2</sup> rigid max., including 1 earth terminal

### Single phase dual loop in loop out connection/through wiring version

Tube (W) not supplied	Weight (Kg)	Volume (dm <sup>3</sup> )	Cat. No. 110/127 V	Cat. No. 220/240 V	Pack
2 x 18	5.5	32.3	0913 07	0963 07	1
2 x 36	7.9	54.2	0913 08	<b>0963 08</b>	1
2 x 58	9	65	0913 09	0963 09	1

## Fixing accessories

	Cat. No.	Pack
Set of 2 half clamps for fixing to Ø 49 mm (1" 1/2) or Ø 42 mm (1" 1/4) tube	 <b>0965 93</b>	1
For fixing to Ø 60 mm (2") tube	0965 91	1
Set of 2 zinc-plated steel M8 ring bolts for suspending the unit	 <b>0965 94</b>	1
Set of 2 aluminium brackets for fixing unit to flat surface.	 <b>0965 97</b>	1
316 stainless steel version	0965 90	1
Set of 2 aluminium hinged brackets for adjusting direction of luminaire when wall-mounted.	 0965 98	1
316 stainless steel version	0965 74	1
Set of 2 zinc-plated steel brackets for quick fixing with one hand	 <b>0965 96</b>	1
316 stainless steel version	0965 89	1
Fall prevention fixing kit (1.20 m stainless steel chain) for M20 cable entry	0964 06	1

### For special options, please consult us:

- Ø 38 mm bi-pin tubes
- Ø 38 mm bi-pin tubes specially designed for low temperatures
- 3-tube "dimmable"
- Special protection of the diffuser against severe chemical attack
- Lens fall prevention fixing kit

Dimensions of fixing accessories (see page 36-37)

Installation and connection method (see page 38,39)

Spare parts (see page 290)

Cable glands for armoured cable (see pages 252-262)